

10MHz-43.5GHz Broadband Amplifier



Product Overview

AT-BB-0043-4320C is broadband amplifier from 10MHz-43.5GHz, with $P_{out}=+22dBm$, $NF=6dB$. It can be used both as Power amplifier or low noise amplifier. The DC power requirement is +9V/450mA. The module is with 2.92mm Female

+5V Single power supply (With 3dB lower output power) is also available according to request. Bench-top test equipment type with 110-240V power supply is available according to request.

More information, please visit www.atmicrowave.com

Advantages

- ✓ Frequency: 10MHz-43.5GHz
- ✓ P_{sat} : +22dBm
- ✓ Small signal gain: 43dB
- ✓ Single Power Supply

Application

- ✓ 5G Communication
- ✓ Test Equipment
- ✓ ROF (RF Over Fiber)
- ✓ Radar System

Key Features

Parameter	Min	Typical	Max
Frequency		10MHz-43.5GHz	
Gain	40dB	43dB	
Gain Flatness		+/-3dB	+/-5dB
P1dB	+18dBm +16dBm	10MHz-33GHz: +20dBm 33-43.5GHz: +18dBm	
Psat	+20dBm +17dBm	10MHz-33GHz: +22dBm 33-43.5GHz: +20dBm	
Drain Supply	+8V	+9V	+12V
Current		450 mA	
NF(1-40GHz)		6dB	
Input Return Loss		-10dB	
Output Return Loss		-10dB	
Spec Temp		25C	

Note1: Lower Vdd is preferred due to lower power consumption. Same RF Performance with +8V to +12V.





AT-BB-0043-4320C

10MHz-43.5GHz Broadband Amplifier

Mechanical Information

Item	Description
Input Port	2.92mm Female
Output Port	2.92mm Female
Case Material	Copper
Finish	Gold Plated
Package Sealing	Epoxy Sealed
Weight (Without Heatsink)	80g
Size:	See outline

Absolute Maximum Ratings Table

Parameter	Value
Drain Supply	+13V
RF Input Power	+15 dBm
Operating Temperature	-20 to +70C
Storage Temperature	-65 to +150C

Notes:

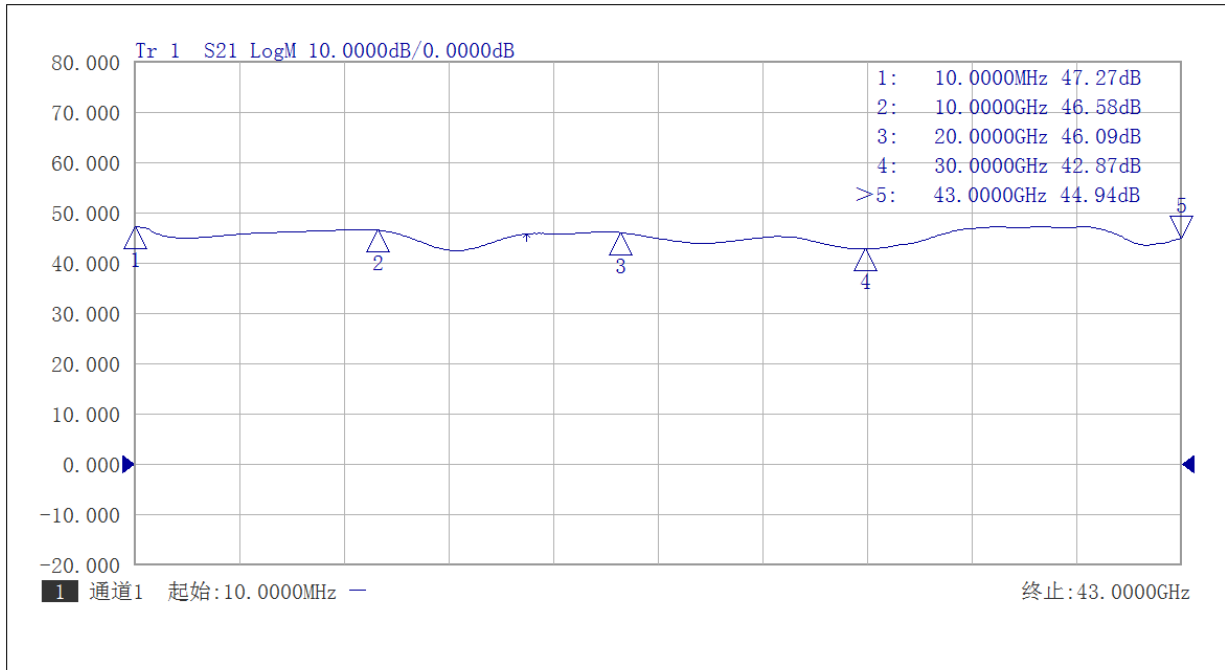
1. Datasheet may be changed according to update of MMIC, Raw materials , process, and so on.
2. This data is only for reference, not for guaranteed specifications.
3. Please contact AT Microwave team to make sure you have the most current data.

Part Number Selection Guide

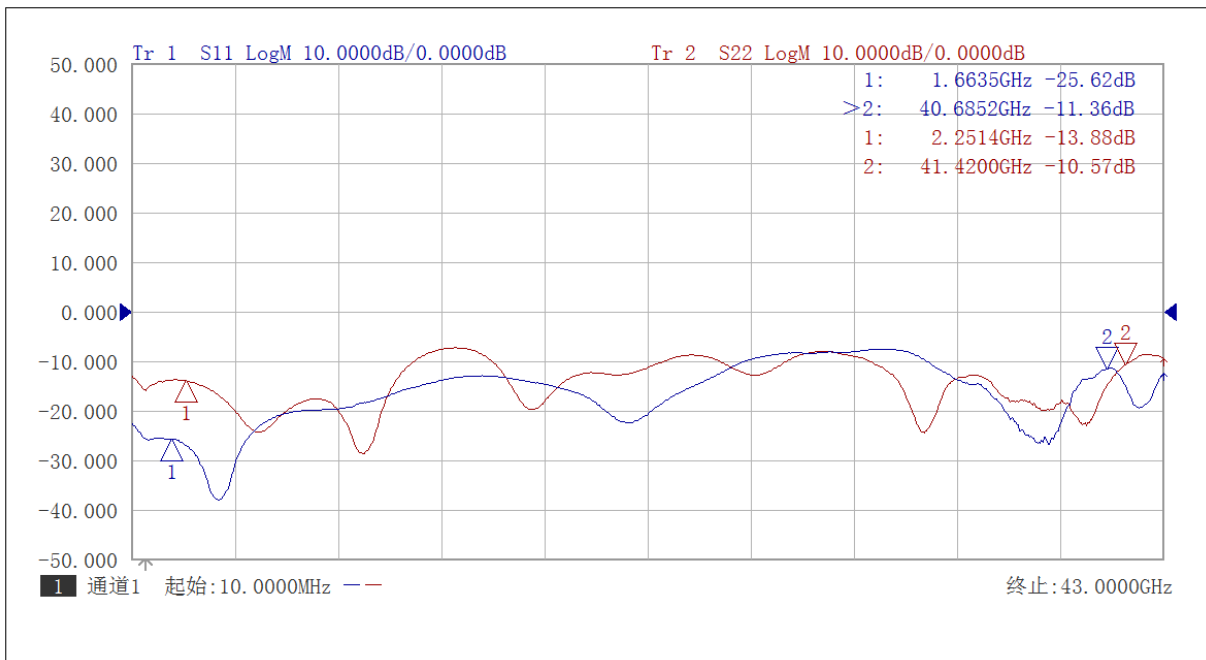
Item	Description
PN	Stand Module with DC Power Supply
PN-LCBT	L ow Cost, C ompact B ench- T op, +220V Supply with AC/DC Adapter



Test Data:



Gain vs Frequency



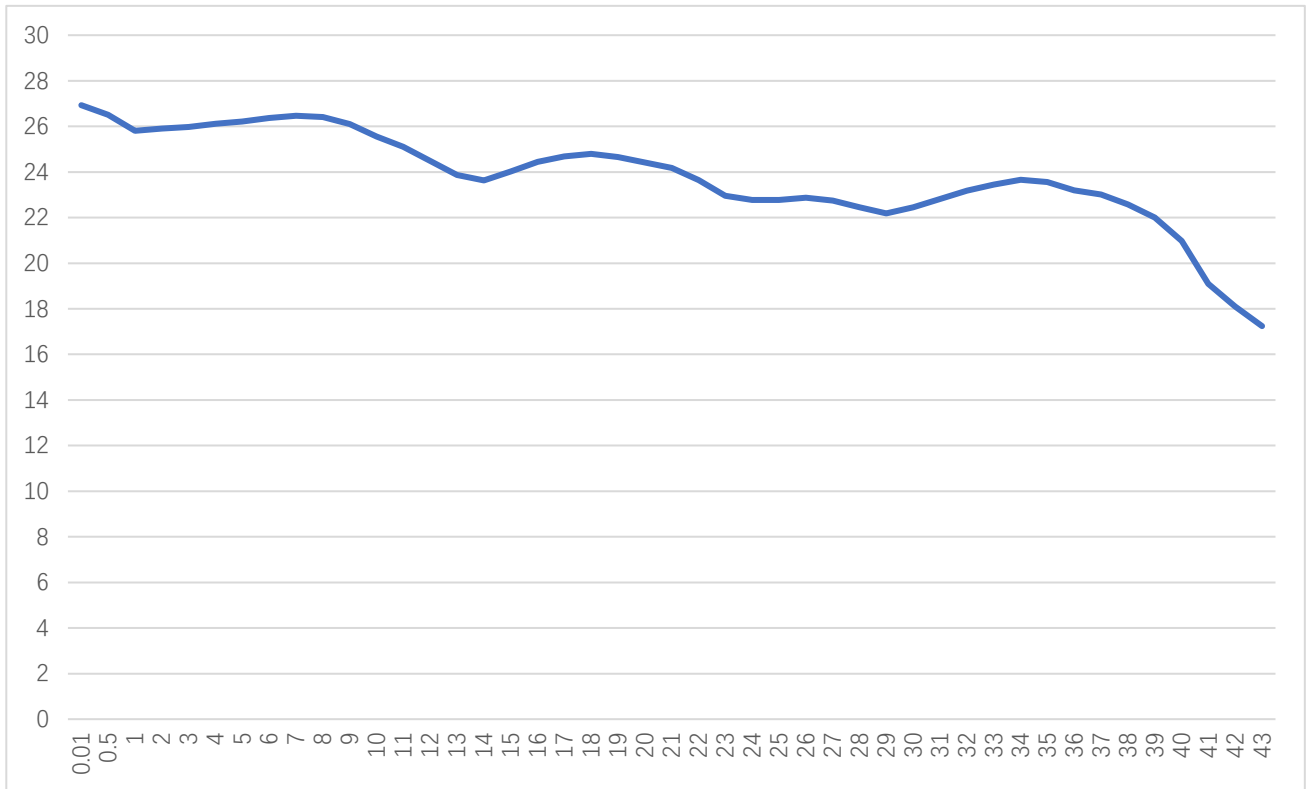
Input and Output Return Loss vs Frequency



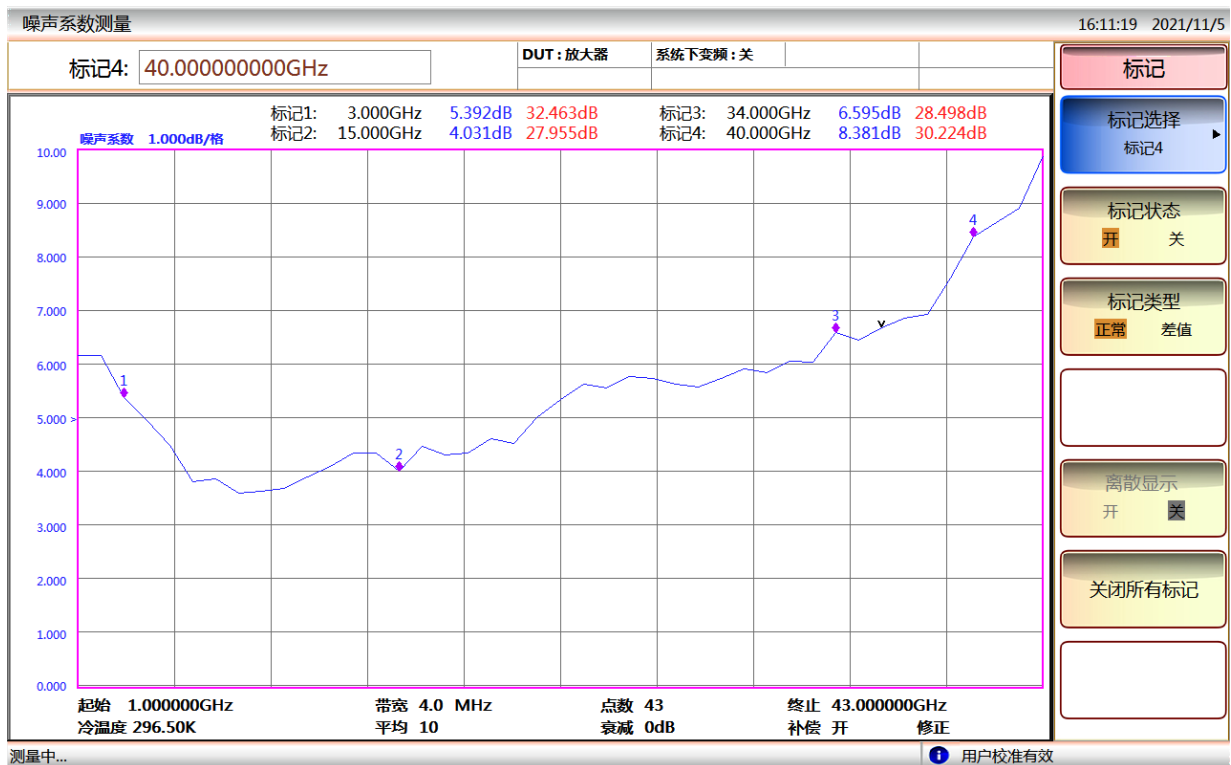


AT-BB-0043-4320C

10MHz-43.5GHz Broadband Amplifier



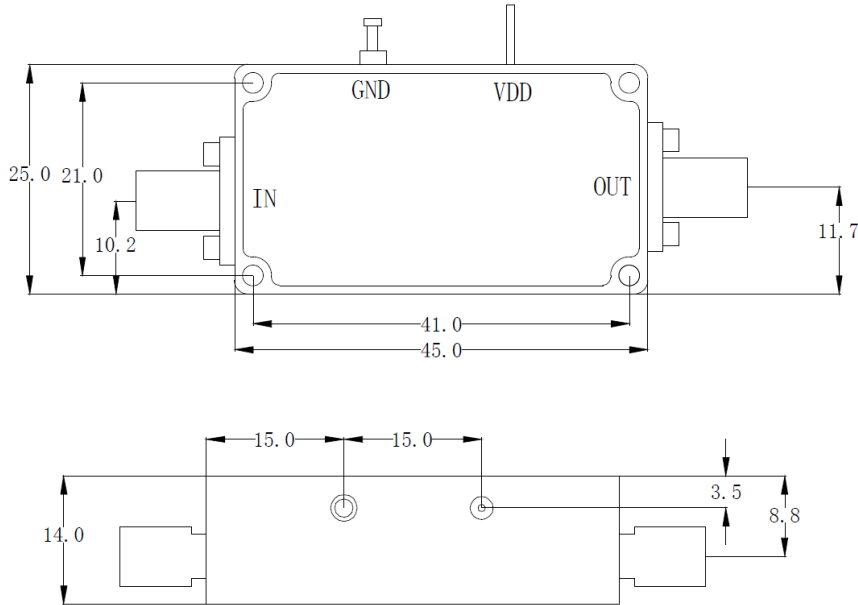
Psat vs Frequency



NF vs Frequency

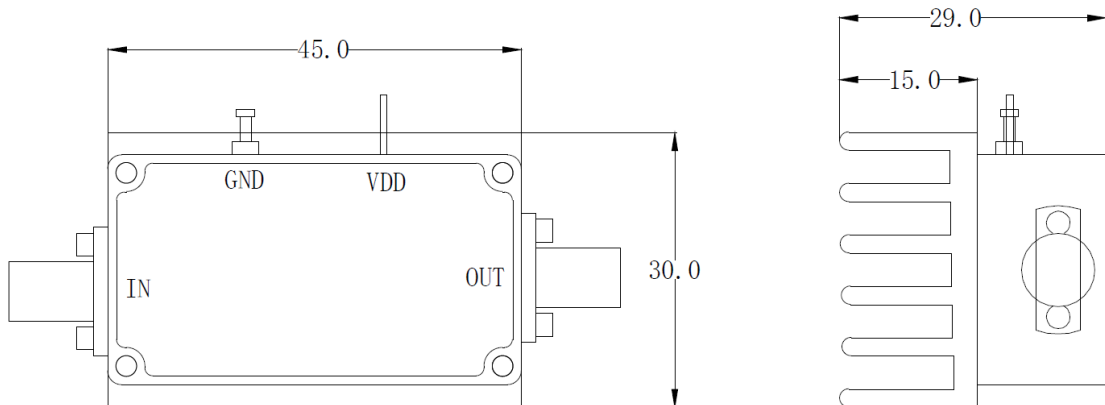


Dimension: (unit in mm)



	<26.5GHz	<40GHz	<50GHz	<67GHz
Connector	SMA	2.92mm	2.4mm	1.85mm
Lenth of a	9.4mm	9.5mm	10.8mm	11.3mm

Note: Female Default. Contact with us for other types.



Including a small heatsink without Fan if output Power higher than +20dBm.
 Customers can removed it or use their own heatsink according to actual situation.

Heat Sink Required During Operation

